




=====
Automatic report
=====

Study ID: Silvia_Castro_Actinidia_deliciosa_Portugal_2018
Contact: scastro@bot.uc.pt, hecastro@ci.uc.pt, hugo.gaspar.1997@gmail.com
Credit: Helena Castro, Hugo Gaspar, Sílvia Castro, João Loureiro
Publication: In preparation
Number of sites: 4
Year of sampling: 2018
Crop: Actinidia deliciosa
Variety: Full information.
Location: Full information.
Country: Reported countries may contain errors.
Field size: Full information.
Management: Full information.
Sampling period: Full information.
Richness: There is not enough taxonomic resolution to estimate richness.
species groups considered: NA
Abundance: Full information.
Visitation rate units: visits per 100 flowers and hour
Visitation rate: Full information.
Yield units: t/ha
Yield: There are missing values (given 3 out of 4).
Alternative yield units: NA
Alternative yield: NA

=====
Queries
=====

Instructions: Please, edit this file and answer the following queries within the document, one by one. Then send the edited 'Summary_report_and_queries' (with your comments) and your 'Data_ownership' (excel) file to alfonso.allen.perkins+observeddataset@gmail.com before the 15th of August.

- =====
 Please check that credit information is correct and add the corresponding affiliations and acknowledgements/funding information in your 'Data_ownership' (excel) file.
 If your study is already published, please check that its DOI is correct.
 If possible, check the latitude and longitude that were included in your field_level_data (csv) file. According to our automatic tests, some locations do not belong to the reported country/countries.



According to our raw data, there is not enough taxonomic resolution to estimate richness. Please, check that such information is correct. See also the information about OBServ data processing in your 'First read me - General report' pdf file.



There are sites without yield. Please, check that such information is correct. If possible, please provide the missing values (or the corresponding z-scores).



Please, check that the brief description of your methodology (in your insect_sampling file) is correct.

To estimate the (accumulated) richness and abundance per site and year, we only used your census data (see General information about OBServ data processing in your First-read-me-General-report).